

**Braedon Vail**  
**Chief of Police**



# Barre City Police Department 2024 Year End Review



Barre City PD

## Table of Contents

Our Department .....	2
2024 Year End Crime Review .....	3
Breakdown of Interactions .....	5
Traffic and Parking .....	6
Use of Force .....	7
Pursuit Analysis .....	9
K9 Deployment Activity .....	11
Summary of Complaints & Internal Investigations .....	12
Police Mental Health Clinician.....	13

## Our Department

The Barre City Police Department is currently revising its mission and values. We believe that community collaboration is a shared priority and is essential to the effectiveness of public safety. We are committed to building and maintaining positive relationships with our citizens, community stakeholders and allied agencies and fostering an environment of trust, transparency and accountability in concert with the four tenets of procedural justice: voice, neutrality, respectful treatment, and trustworthiness.

The department consists of the following five subprograms: The Administrative Services Division, the Uniformed Patrol Division, the Criminal Investigations Division, the Emergency Communications Division, and the Parking Enforcement Division. Further programs consist of a K9 team, School Resource Officer (SRO), Community Outreach, and an embedded mental health clinician.

The Barre City Police Department serves the City of Barre, a community consisting of approximately four (4) square miles with nearly 50 roadway miles and a population of 8,387 (2023 census). The department has an authorized staff of 21 full-time sworn positions, 9 civilian positions, 6 reserve (part-time) sworn and civilian positions, and a \$3 million operating budget.

The statistics and information in this report are provided using the best available data at the time. As many incidents are under active investigation, this can lead to slight discrepancies in numbers as case statuses are updated with the most recent information.

## 2024 Year End Crime Review

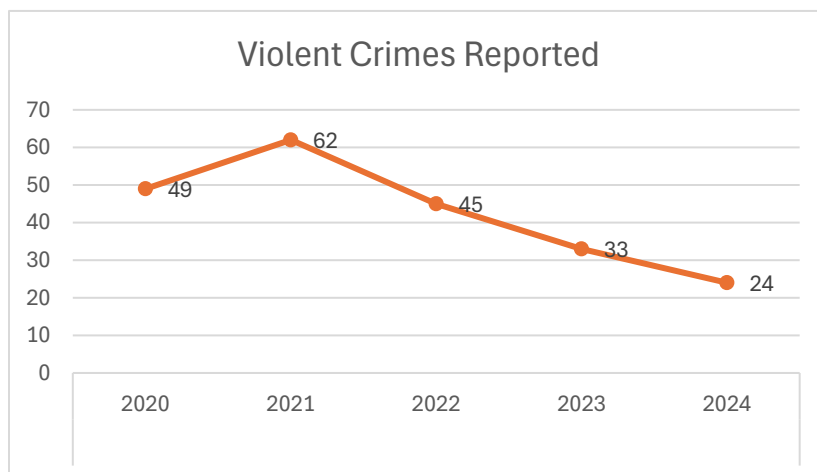
The following is a summary of Part I crimes that were reported and occurred in Barre City during 2024. Part I crimes are defined by the Federal Bureau of Investigation’s Uniform Crime Reporting (UCR) program. Violent crimes include criminal homicide, rape, robbery, and aggravated assault; property crimes include burglary, larceny-theft, motor vehicle theft, and arson. In 2024 there were 330 Part I crimes reported.

Crime	2024
Murder	0
Rape (Sexual Assault)	7 *
Robbery	6
Aggravated Assault	11
<b>Total Part I Violent Offenses</b>	<b>24</b>
Burglary	14
Larceny – Theft	271
Motor Vehicle Theft	17 **
Arson	4
<b>Total Part I Property Offenses</b>	<b>306</b>
<b>Total Part I Offenses</b>	<b>330</b>

\* Sexual assaults are predominantly associate-related incidents (i.e., family member, juvenile, known offender, etc.); rarely are unknown offender/violent incidents reported.

\*\* Motor vehicle thefts are predominantly failure to return vehicles and/or associate-related incidents.

There were 24 violent offenses reported in 2024 which is a 27% decrease from violent offenses in 2023 (33 offenses). Except for a spike in 2021, reported violent crimes have continually decreased over a five-year period.



The following is a summary of Part II crimes that were reported and occurred in Barre City during 2024. Part II crimes, as defined by the FBI include other assaults (simple, domestic, etc.), forgery and counterfeiting, fraud, embezzlement, stolen property (buying, receiving, possessing), vandalism, weapons (carrying, possessing, etc.), sex offenses (except rape, prostitution and commercialized vice), drug abuse violations, gambling, offenses against family and children, DUI (drug and/or alcohol), liquor law violations, disorderly conduct, vagrancy, and all other offenses. In 2024 there were 752 Part II crimes reported.

<b>Crime</b>	<b>2024</b>
Assaults (simple, domestic, etc.)	87
Fraud	47
Embezzlement	1
Counterfeiting	2
Weapons	4
DUI (drug and/or alcohol)	28
Drug Offenses	76
Stolen Property	1
Disorderly Conduct	249
Sex offenses	6
Vagrancy	83
Vandalism	91
All Other Offenses	77
<b>Total Part II Offenses</b>	<b>752</b>

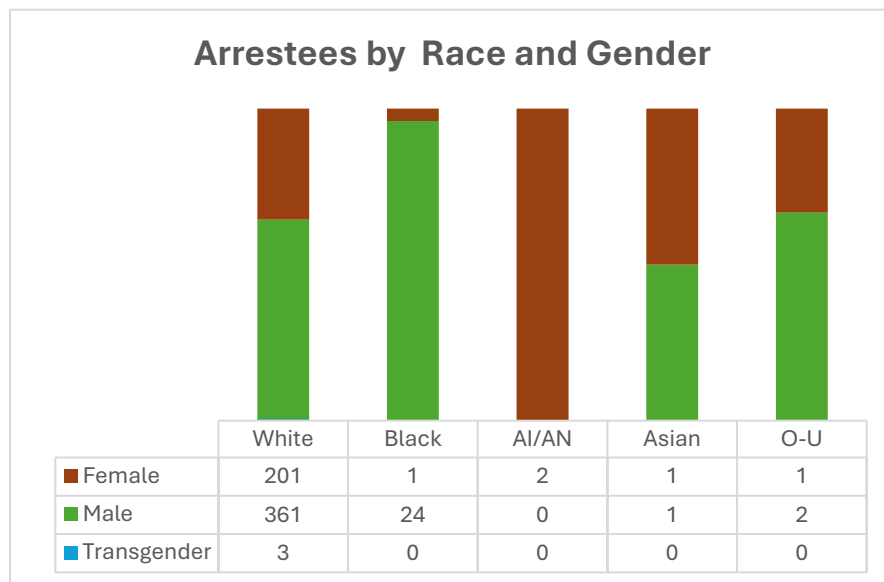
Part I and Part II offenses combined totaled 1082 offenses. Of the 1082 total offenses, 71% (770 offenses) are considered quality-of-life crimes. Quality-of-life crimes are offenses that negatively impact the quality of life for citizens, are often non-violent in nature and disrupt the peace and order of a community. Most of the quality-of-life crimes are closely related to homelessness, poverty and drug addiction.

The Emergency Communications Division is responsible for answering emergency and non-emergency calls for public safety service. Emergency communications dispatchers provide around the clock radio, telephone, and dispatch services on behalf of police, fire, and paramedics (EMS) in Barre City, and under contract for four neighboring communities. The Emergency Communications Division documented 16,166 incidents of which 11,480 incidents were for Barre City Police in calendar year 2024.

## Breakdown of Interactions

In 2024 there were 597 arrests. 565 arrestees identified as white (95%); 25 arrestees identified as black (4%); 2 arrestees identified as American Indian/Alaskan Native (.3%); 2 arrestees identified as Asian (.3%); 3 were other/unknown (.5%). 554 identified as non-Hispanic, 27 identified as Hispanic/Latinx, and 16 were unknown.

Of the 597 arrestees, 388 were males (65%), 206 were females (35%), and 3 identified as transgender (.5%). 13 of the arrestees (2%) were juvenile (8 male, 5 female).



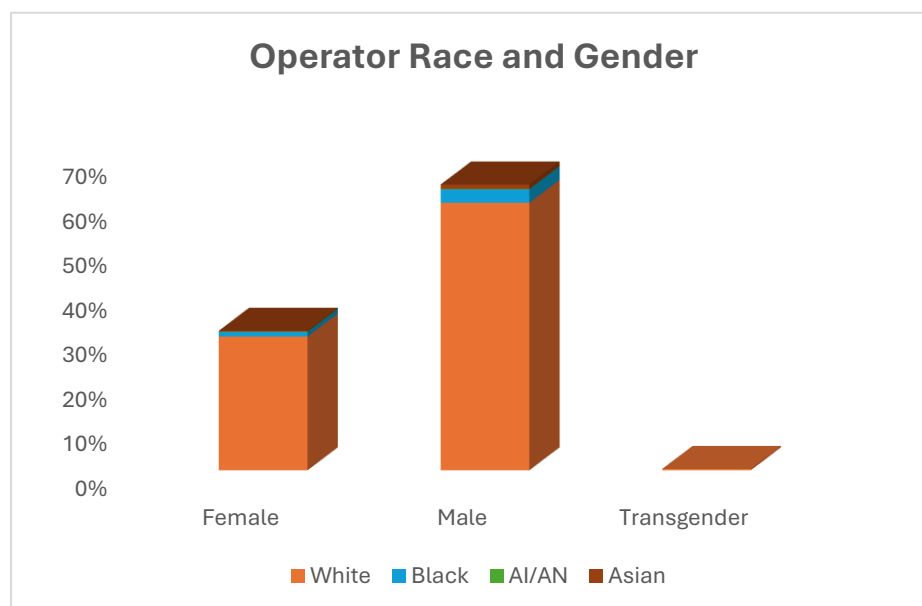
## Traffic and Parking

During calendar year 2024 there were 287 reported traffic crashes in Barre. This includes calls placed to Barre City Police as well as crashes observed by police officers that resulted in an incident. The majority of crashes were property damage only (no personal injury) where operators required assistance with exchanging information; There were 22 crashes involving injuries. There were no traffic collision fatalities.

In 2024 there were 1523 traffic stops logged, 23 of which resulted in arrests for operating under the influence of alcohol and/or drugs. There were a total of 2123 violations resulting in tickets and/or warnings.

The parking enforcement division, consisting of one (1) full-time and one (1) part-time member, is responsible for meters enforcement within the city. The City of Barre utilizes ParkMobile to allow residents and visitors to pay for parking on their mobile device. The ParkMobile app is available at the majority of metered on-street spaces and in off-street lots throughout the city. There are 229 meters on city streets and 418 meters in city parking lots for a total of 647 meters. Officers enforce other parking restrictions to include winter parking ban violations, but do not enforce meter violations. In calendar year 2024 parking tickets issued for all violations inclusive totaled 3150 tickets.

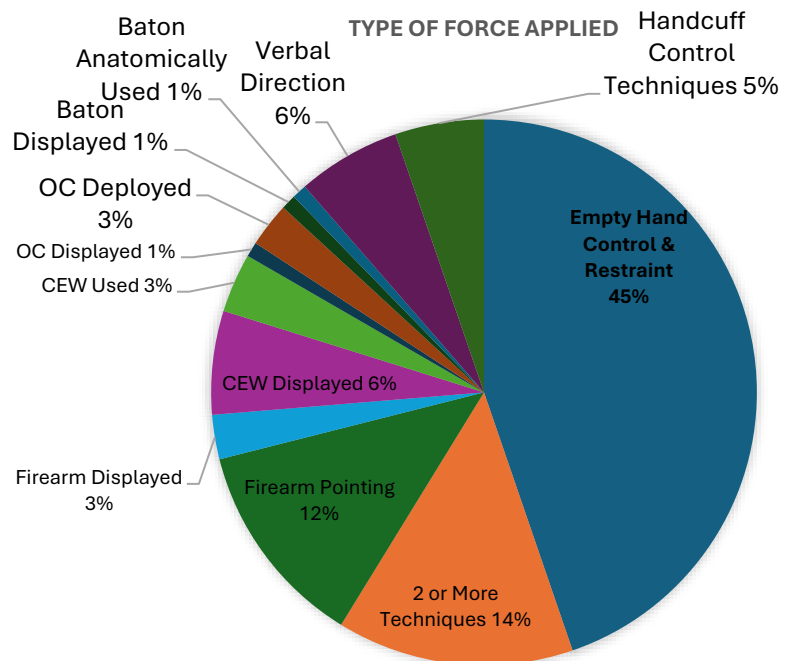
Vermont statute 20 V.S.A. § 2366(e)(1) requires that every law enforcement agency must collect roadside stop data consisting of, among several other factors, the age, gender, and race (perceived) of the driver. The data below represents operator race and gender information for traffic stops in 2024.



## Use of Force

For purposes of documenting use of force, force is defined as physical coercion employed by a law enforcement officer to compel a person’s compliance with the officer’s instructions. This includes all law enforcement actions beyond compliant handcuffing, to include displays/pointing of a firearm, displays/warning of a baton, conducted electrical weapon (CEW), or oleoresin capsicum (OC) spray. During 2024 there were sixty-six (66) reported incidents (approximately .6% of the total documented incidents) where agency personnel used force in the performance of their duties. This is a 25% increase from fifty-two (52) incidents in 2023. Ages of subjects involved in the use of force incidents ranged from 9 years of age to 77 years of age. Approximately 8% or five (5) of the incidents involved juveniles under the age of 18. The average age of the individual involved in a use of force incident was 35 years old. Approximately 24% or sixteen (16) of the incidents involved subjects in the 21 to 30-year-old range; approximately 33% or twenty-two (22) incidents involved subjects in the 31 to 40-year-old range; approximately 19% or thirteen (13) of the incidents involved subjects in the 41 to 50-year-old range; approximately 14% or nine (9) of the incidents involved subjects over the age of 50. Forty-seven (47) of the incidents involved a white male. Twelve (12) incidents involved a white female. Six (6) incidents involved a black male. Two (2) incidents involved a white transgender individual.

During calendar year 2024, all the incidents involving the use of force by an officer were during the course of making a lawful physical arrest of a resisting suspect for the commission of a crime, arrest on a warrant, an arrestable traffic offense, or dealing with individuals in crisis where no arrest resulted. In each incident officers employed one or more of the following defensive techniques: verbal direction, empty hand control and restraint techniques, handcuff control techniques, firearm display or pointing, baton display or anatomically used (no strikes), OC displayed or used, CEW displayed or used, or a combination of two or more techniques. All 11 incidents involving the pointing of a firearm resolved with no physical or other means of force being used.

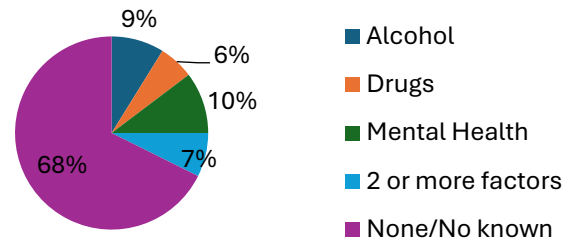




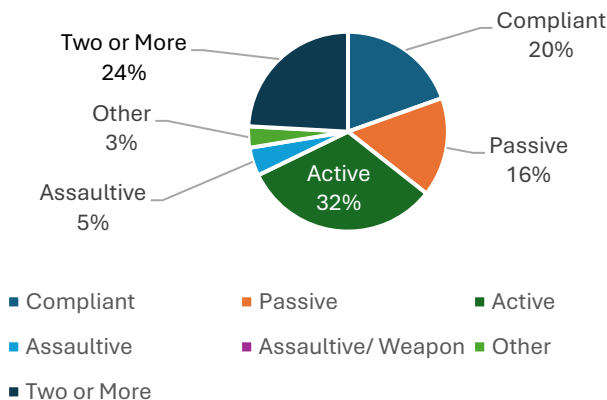
Thirteen (13) subjects sustained minor injuries such as bruising, general soreness or small abrasions as a result of force applied by officers. One (1) subject sustained more substantial injury. There were 18 incidences of officers applying force and sustaining minor injuries during separate uses of force incidents.

An assessment of the subject’s actions, demeanor, and physical/emotional condition immediately prior to each use of force revealed that 32% of the subjects restrained by officers using elevated levels of physical force possessed either a mental health issue or impairment, or were under the influence of alcoholic beverages, illicit drugs, or influenced by a combination of two or more of these factors at the time of incident.

### Suspect Factors During Use of Force



### Resistance Used by Subject



Active resistance accounted for the majority of instances where force was used (32%). In 24% of the incidents, two or more types of suspect resistance were noted. Compliance accounts for those instances of firearm pointing and/or verbal direction.

There was one external complaint of excessive force being used by Barre City officers in the calendar year 2024. The resulting internal investigation exonerated the officers of any wrongdoing. There was one internal complaint of excessive force which is an open investigation at this time. Analysis of factors contributing to suspect behavior revealed encounters with persons with none or no known factors at the time of the encounter were the predominant occurring factor, followed by individuals experiencing mental health crises or impairments. Five separate individuals were involved in more than one incident where force was applied during the calendar year of 2024.

## Pursuit Analysis

Analysis of the 2024 Vehicle Pursuits revealed there were thirteen (13) pursuits in calendar year 2024, equal to 2023. Ten (10) pursuits were conducted within the guidelines established under Barre City Police Department Operational Policy *Vehicle Pursuit/Emergency Vehicle Operation*. Three (3) pursuits did not conform to policy, with minor discrepancies being noted. Supervisor termination of pursuits in 2024 combined with officer abandoned pursuits account for 47% or six (6) of the pursuits.

The following initiating events resulted in pursuits, succeeded by respective terminating events and speed of police and violator:

Initiating Event	Number
Suspected DUI	1 case
Minor Traffic Violation	6 cases
Misdemeanor Suspect	2 cases
Felony suspect	2 cases
Suspicious Vehicle	2 cases
<b>TOTALS</b>	<b>13 cases</b>

Terminating Event	Number
Evaded/Officer Abandon	5 cases
Supervisor Terminated	3 cases
Voluntary Stop	2 cases
Suspect Fled on Foot	1 case
Collision	2 cases
<b>TOTALS</b>	<b>13 cases</b>

Speeds	20-40	41-60	61-80	81-100	101+
Police		2	6	5	
Violator		3	5	4	1

During calendar year 2024 the suspect’s known and/or believed reasons for evading are depicted as follows:

Reason for Evading	Percentage of total cases
Alcohol/Drugs Involved	46%
Driver License Violations	38%
Wanted (Felony)	46%
Unregistered/Uninsured	8%
Unknown	8%


There was a 31% increase over 2023 in subjects being wanted on felony crimes being the reason for evasion. Driver license violations as a reason remained relatively consistent; however, alcohol/drug violations being a reason and/or combined reason has increased 23% over 2023.

No pursuit required forcible stopping techniques. No pursuit required unique procedures, as all thirteen (13) pursuits were conducted with marked patrol vehicles utilizing appropriate audible and visual emergency equipment.

Due to the discrepancies in conformance with policy in three (3) pursuits, personnel received policy review through roll call training in 2024.

## K9 Deployment Activity

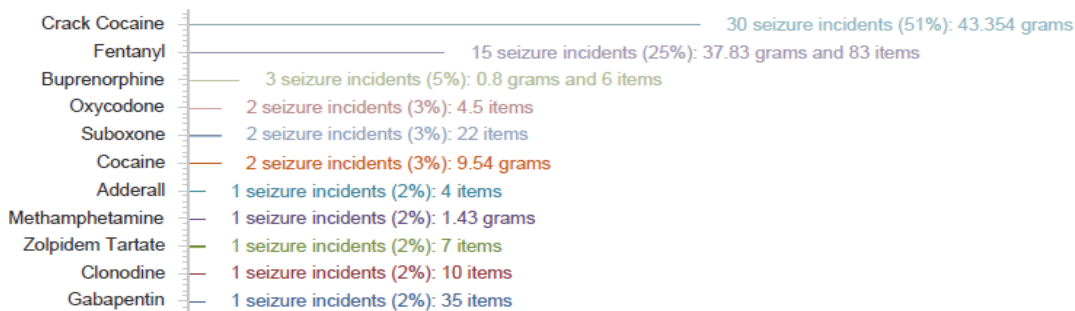
Corporal Amos Gaylord and K9 Mike are the department’s K9 team. During calendar year 2024 the Barre City Police Department K9 team was deployed 87 times. 84% (71 incidents) of the deployments were for the Barre City Police Department. The remaining 16 incidents were deployments in assistance to area allied law enforcement agencies.



Sixty-three (63) deployments were for drug detection and the remaining twenty-four (24) were patrol deployments. Eight (8) of the patrol deployments were for tracking, ten (10) were for holding perimeters at scenes of search warrants, five (5) were for building searches, and one (1) was for an area search.

Of the 63 drug detection deployments, 100% of the deployments resulted in positive indications for the presence of drugs. Five (5) of the positive indications occurred in an environment classified as luggage; two (2) occurred in an open area environment; four (4) occurred in a room environment; and forty-nine (49) occurred in a vehicle environment. The most predominant drug indications were crack cocaine followed by fentanyl.

### Drug Indications



The 63 positive indications led to the arrest of 36 subjects on drug related charges resulting in the seizure of \$15,910 cash, 43.354 grams of crack cocaine, 9.54 grams of cocaine, 83 bags of heroin/fentanyl, 37.83 grams of bulk fentanyl, 1.43 grams of methamphetamines, assorted regulated pills, and four (4) handguns, one (1) shotgun, and one (1) rifle.

Of the 8 tracking deployments the K9 unit had 7 tracking assists that resulted in finds, with 1 arrested. There were no bites during the calendar year of 2024.

## Summary of Complaints & Internal Investigations

The following is a statistical summary of external/citizen and internal complaint investigations initiated for the calendar year 2024 resulting from a total of nine (9) investigations, of which two (2) investigations are open as of this report.

Type of Complaint	Outcome	Number of Complaints Calendar Year 2024
<b>External/ Citizen Complaints</b>	Sustained	0
	Not Sustained	1
	Unfounded	0
	Exonerated	2
	Policy Failure	0
	Open	1
	<b>Total External/Citizen Complaints</b>	<b>4</b>
<b>Internal Complaints</b>	Sustained	3
	Not Sustained	0
	Unfounded	0
	Exonerated	0
	Policy Failure	0
	Open	1
	<b>Total Internal Complaints</b>	<b>4</b>

Training, performance counseling and officer discipline were used as corrective action resulting from the internal investigations with sustained outcomes. The nine (9) investigations involved alleged violations of the following rules of conduct: Unbecoming Conduct, Neglect of Duty, Agency Equipment, Chain of Command, and Use of Force.

## Police Mental Health Clinician

The Barre City Police Department partners with Washington County Mental Health to provide an embedded mental health clinician. The position is shared between the Barre City Police Department and the neighboring Montpelier Police Department. Below is the activity for calendar year 2024 (3 quarters - the clinician was on maternity leave for the 4<sup>th</sup> quarter).

### **JAN 1 – MAR 31**

Total encounters- 72

Barre City - 33

Montpelier - 39

#### Encounter categories

Person with Chronic Mental Illness Needing Assistance - 33

Suicide Risk/Welfare Check - 8

Resident request for support - 15

Concerns about Juvenile(s) - 1

Substance Use Related Problem - 8

(Including Post Protective Custody (Holding Cell) Screening) - 0

Vulnerable Person(s) Possibly Needing Assistance - 1

Agency-requested Case Consultation - 3

Intimate Partner Violence or Family Violence - 2

Criminal Act(s) by Person(s) with Known or Suspected MI - 1

Untimely Death/Family support - 0

### **APR 1 – JUN 30**

Total encounters - 96

Barre City - 36

Montpelier – 60

#### Encounter categories

Person with Chronic Mental Illness Needing Assistance - 31

Suicide Risk/Welfare Check - 38

Resident request for support - 6

Concerns about Juvenile(s) - 3

Substance Use Related Problem (Including Post Protective Custody/Holding Cell Screening) - 4

Vulnerable Person(s) Possibly Needing Assistance - 2

Agency-requested Case Consultation - 5  
Intimate Partner or Family Violence - 1  
Criminal Act(s) by Person(s) with Known or Suspected MI - 4  
Untimely Death/Family support - 0

**JULY 1 – SEPTEMBER 30**

Total encounters - 92  
Barre City - 29  
Montpelier – 63

Encounter categories

Person with Chronic Mental Illness Needing Assistance - 33  
Suicide Risk/Welfare Check - 11  
Resident request for support - 4  
Concerns about Juvenile(s) - 0  
Substance Use Related Problem (Including Post Protective Custody/Holding Cell Screening) - 6  
Vulnerable Person(s) Possibly Needing Assistance - 7  
Agency-requested Case Consultation - 5  
Intimate Partner or Family Violence - 0  
Criminal Act(s) by Person(s) with Known or Suspected MI -24  
Untimely Death/Family support - 0